





Cultural Tips For The Successful Grower
Willamette
Spring Crop Red Raspberry

Willamette: Originated in Oregon and is extensively grown in the Pacific Northwest. An extremely large berry, nearly round, dark red, very firm, and of excellent quality. Lower sugar content, rich, and slightly tart good flavor. Excellent quality for fresh eating, freezing, and canning. Holds color and shape well. The bush is vigorous, very productive, and suckers freely. Requires well drained soils and mild winters. Disease resistant. Ripens early. Willamette is one of the most popular commercial varieties in Oregon, Washington, and California. Zone 5-10



Planting Instructions: Willamette can be planted in almost any sort of well-drained soil. Start by digging a large hole big enough to encompass all of the roots of the plant without bending or circling. Raspberries should be planted in the spring. They are usually spaced 2-3 feet in the row with 8-10 feet between the rows. Plant raspberries about one inch deeper than the plant grew in the nursery. The plant, as purchased from the nursery, may be cut back to a few inches as most of the growth will arise from the roots or from the base of the planted cane. Any white sprouts arising from the crown should be covered with soil to prevent burning by the sun.

Variety	Zone	Season	Size	Flavor	Classification	Exposure	Spacing
Willamette	5-10 	 ↑ Late June to mid July	 Large	Slightly Tart Good	Spring Crop	 Full Sun	2-3 Feet

Bradley Weeks
Executive Manager

bradw@weeksberry.com

Weeks Berry Nursery, Inc.
www.weeksberry.com
 6494 Windsor Island Road N
 Keizer, Oregon 97303
 503-393-8112

John Weeks
President