

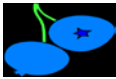



**Cultural Tips For The Successful Grower**  
**Toro**

**Toro** - Midseason. Every year Toro continues to amaze us with its striking, full, heavy clusters of giant sky blue fruit. It is almost impossible to walk by a fruit-laden Toro and not pick some of the delectable berries. Toro was named for its stocky, compact bush habit. While not as fast a grower as some of the other varieties, Toro is an outstanding ornamental blueberry. The flowers turn from hot pink to bright white and contrast nicely with the bronze colored spring foliage. The deep green summer foliage turns to the brightest of reds in fall. Zones 4-7.



**Planting Instructions: Highbush**  
Start with selecting a sunny location in well drained soil free of weeds and well worked. Locate in an area where irrigation water is available as best results will be obtained by keeping the root zone moist throughout the growing season. Where the soil is poor or marginally drained, raised beds 3-4 feet wide and 8-12" high work very well for blueberries. Blueberries can be planted as close as 2-1/2 feet apart to form solid hedgerows or spaced up to 6 feet apart and grown as individual specimens. If planted in rows, allow 8-10 feet between the rows depending on equipment used for mowing or cultivating.  
**Mulching** - Blueberries do best with a 2-4" mulch over the roots to conserve moisture, prevent weeds and add organic matter. Bark mulch, sawdust, grass clippings, etc. all work well. Repeat every other year.

Variety	Zone	Season	Size	Classification	Exposure	Flavor	Spacing
Toro	4-7 	 Midseason	 Large	Northern Highbush	Full Sun 	Sweet	6 Feet

**Bradley Weeks**  
Executive Manager  
  
bradw@weeksberry.com

**Weeks Berry Nursery, Inc.**  
[www.weeksberry.com](http://www.weeksberry.com)  
6494 Windsor Island Road N  
Keizer, Oregon 97303  
503-393-8112

**John Weeks**  
President