

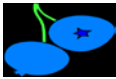



**Cultural Tips For The Successful Grower**  
**Top Hat**

**Top Hat** - A perfect name for this dwarf cultivar, growing to about 1 ½ feet high and wide. Plentiful white blooms in spring give way to pea sized light blue berries. Top Hat is perfect for defined plantings or growing in pots. Excellent Bonsai Subject. Zones 3-7.



**Planting Instructions: Low Bush**  
Start with selecting a sunny location in well drained soil free of weeds and well worked. Locate in an area where irrigation water is available as best results will be obtained by keeping the root zone moist throughout the growing season. Where the soil is poor or marginally drained, raised beds 3-4 feet wide and 8-12" high work very well for blueberries. Blueberries can be planted as close as 2-1/2 feet apart to form solid hedgerows or spaced up to 3-4 feet. If planted in rows, allow 8-10 feet between the rows depending on equipment used for mowing or cultivating.  
**Mulching** - Blueberries do best with a 2-4" mulch over the roots to conserve moisture, prevent weeds and add organic matter. Bark mulch, sawdust, grass clippings, etc. all work well. Repeat every other year.

Variety	Zone	Season	Size	Classification	Exposure	Flavor	Spacing
Top Hat	3-7 	 ↑ Midseason	 Small	Lowbush Dwarf	Full Sun 	Wild	3-4 Feet

Bradley Weeks  
Executive Manager  
  
bradw@weeksberry.com

Weeks Berry Nursery, Inc.  
[www.weeksberry.com](http://www.weeksberry.com)  
6494 Windsor Island Road N  
Keizer, Oregon 97303  
503-393-8112

John Weeks  
President