


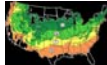



Cultural Tips For The Successful Grower

Thornless Waldo

Waldo: Thornless. Late, high yielding fruits on plant with vigorous, trailing, canes. Fruits are produced at the ends of canes and are easy to pick but can sunburn in high heat areas. Waldo will remain thornless, even from the suckers. Bred in Corvallis at Oregon State University. Zone 7-9



Planting Instructions: One year old tip plants should be planted in March or April. Two year old transplants may be planted earlier, one inch deeper than the plant grew in the nursery. Any white sprouts arising from the crown should be covered with soil to prevent burning by the sun. The older stems or tops on transplants may be cut back several inches. Blackberries should be spaced 4-6 feet in the row and 6-8 feet between rows, depending on equipment.

Variety	Zone	Season	Size	Flavor	Classification	Exposure	Spacing
Thornless Waldo	7-9 	 ↑ July-August	 Very Large	Rich, Sweet	Trailing Thornless Blackberry	Full Sun 	4-6' in row

Bradley Weeks
Executive Manager

bradw@weeksberry.com

Weeks Berry Nursery, Inc.
www.weeksberry.com
6494 Windsor Island Road N
Keizer, Oregon 97303
503-393-8112

John Weeks
President