

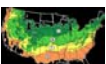



Cultural Tips For The Successful Grower

Tayberry

Tayberry: Introduced by Scottish Horticultural Research Institute. Named after the River Tay in Scotland. Tayberry was bred from a cross between the blackberry Aurora, a high quality variety bred in Oregon, USA and an improved Tetraploid Raspberry from the breeding program at the Scottish Corp. Research Institute. Tayberry is ready for picking from early July through mid August. Long, moderately vigorous canes. Berries are large, long conical shape and a reddish purple color with excellent, slightly aromatic flavor. Excellent quality for freezing, canning, jams, and jellies. Tayberry has shown considerable promise for the fresh fruit and processing markets. Zone 5-8



Planting Instructions: One year old tip plants should be planted in March or April. Two year old transplants may be planted earlier, one inch deeper than the plant grew in the nursery. Any white sprouts arising from the crown should be covered with soil to prevent burning by the sun. The older stems or tops on transplants may be cut back several inches. Blackberries should be spaced 4-6 feet in the row and 6-8 feet between rows, depending on equipment.

Variety	Zone	Season	Size	Flavor	Classification	Exposure	Spacing
Tayberry	5-8 	 ↑ Late	 Large	Strong, Slightly Tart	Trailing Blackberry	Full Sun 	4-6' in row

<p>Bradley Weeks Executive Manager</p> <p>bradw@weeksberry.com</p>	<p>Weeks Berry Nursery, Inc. www.weeksberry.com 6494 Windsor Island Road N Keizer, Oregon 97303 503-393-8112</p>	<p>John Weeks President</p>
---	---	--