

## Cultural Tips For The Successful Grower Sunshine Blue Blueberry



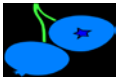

**Sunshine Blue** is a midseason blueberry. For gardens from San Diego to Seattle, Sunshine Blue has it all. This semi-dwarf evergreen blueberry features a highly-branched compact habit to 3 feet tall. The showy hot pink flowers in spring yield large crops of dime-sized, delicious blueberries with a unique tangy flavor. Sunshine Blue tolerates higher pH soils better than other blueberries. It is self pollinating. The low chilling requirement of 150 hours makes it suitable for Southern California, but we find it is surprisingly cold hardy and a wonderful addition to our Northwest gardens. Zones 5-10.



### Planting Instructions: Highbush

Start with selecting a sunny location in well drained soil free of weeds and well worked. Locate in an area where irrigation water is available as best results will be obtained by keeping the root zone moist throughout the growing season. Where the soil is poor or marginally drained, raised beds 3-4 feet wide and 8-12" high work very well for blueberries. Blueberries can be planted as close as 2-1/2 feet apart to form solid hedgerows or spaced up to 3-4 feet apart and grown as individual specimens. If planted in rows, allow 8-10 feet between the rows depending on equipment used for mowing or cultivating.

**Mulching** - Blueberries do best with a 2-4" mulch over the roots to conserve moisture, prevent weeds and add organic matter. Bark mulch, sawdust, grass clippings, etc. all work well. Repeat every other year.

Variety	Zone	Season	Size	Classification	Exposure	Flavor	Spacing
Sunshine Blue	5-10 	 ↑ Mid-Late	 Medium	Semi-Dwarf Evergreen	Full Sun 	Rich Sweet	6 Feet

Bradley Weeks  
Executive Manager

bradw@weeksberry.com

Weeks Berry Nursery, Inc.

[www.weeksberry.com](http://www.weeksberry.com)

6494 Windsor Island Road N  
Keizer, Oregon 97303  
503-393-8112

John Weeks  
President