





Cultural Tips For The Successful Grower Suffolk Red

Suffolk Red: Introduced from the Geneva Station in 1972. American; Seedless. Medium size, long, loose clusters. Round, firm, meaty and seedless with a pure non-foxy flavor. Excellent quality. Color varies from bright red to grayish pink. Needs direct sun to develop maximum red color. Needs constant moisture and fertility to keep the vine growing well, then it can be very vigorous. A good mulch will often do the trick. Moderately susceptible to mildews but almost disease free. Ripens during September, about 14 to 20 days before Concord. Zone 6-8



Planting Instructions: Grapes prefer a light soil with good drainage and moderate to high fertility. Soil should be kept moist the first year after planting, but the grapes will stand short dry periods in following years. A spring application of fertilizer (a balanced blend) is recommended. Plant grapes in early spring, pruning back top growth to two or three buds at planting time. Prune roots to avoid wadding of roots in planting hole. Grapes should be planted one inch deeper than plants grew in the nursery, and spaced eight feet APART for maximum performance.

Variety	Zone	Season	Size	Classification	Exposure	Flavor	Spacing
Suffolk Red	6-8 	 ↑ September	 Medium	Seedless	Full Sun 	Spicy, Sweet	8-10 feet

Bradley Weeks
Executive Manager

bradw@weeksberry.com

Weeks Berry Nursery, Inc.
www.weeksberry.com
6494 Windsor Island Road N
Keizer, Oregon 97303
503-393-8112

John Weeks
President