

Cultural Tips For The Successful Grower Sharpblue



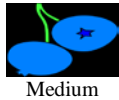

Sharpblue - Early. Sharpblue is the leading and most adaptable variety in low chill areas throughout the world. This stalky, vigorous bush can grow to over six feet in optimal sites. In milder zones with fewer than 500 chilling hours, Sharpblue will bloom and fruit almost year-round, and the bush will be nearly evergreen. The berries are dark blue, about the size of a dime, with excellent flavor and texture. We recommend Sharpblue in areas with mild winters where hard frosts are uncommon. Zone 7 to 10.



Planting Instructions: Highbush

Start with selecting a sunny location in well drained soil free of weeds and well worked. Locate in an area where irrigation water is available as best results will be obtained by keeping the root zone moist throughout the growing season. Where the soil is poor or marginally drained, raised beds 3-4 feet wide and 8-12" high work very well for blueberries. Blueberries can be planted as close as 2-1/2 feet apart to form solid hedgerows or spaced up to 6 feet apart and grown as individual specimens. If planted in rows, allow 8-10 feet between the rows depending on equipment used for mowing or cultivating.

Mulching - Blueberries do best with a 2-4" mulch over the roots to conserve moisture, prevent weeds and add organic matter. Bark mulch, sawdust, grass clippings, etc. all work well. Repeat every other year.

Variety	Zone	Season	Size	Classification	Exposure	Flavor	Spacing
Sharpblue	7-10 	 Early Season	 Medium	Southern Highbush	Full Sun 	Excellent Flavor	6 Feet

Bradley Weeks
Executive Manager

bradw@weeksberry.com

Weeks Berry Nursery, Inc.
www.weeksberry.com
6494 Windsor Island Road N
Keizer, Oregon 97303
503-393-8112

John Weeks
President