





**Cultural Tips For The Successful Grower  
Seedless Concord**

**Concord, Seedless** - Same as Concord with slightly smaller seedless berries, Ripens about one week earlier than Concord. Hardy in zones 5-8. Great for pie. Vigor and production increase as the vine become established.



**Planting Instructions:** Grapes prefer a light soil with good drainage and moderate to high fertility. Soil should be kept moist the first year after planting, but the grapes will stand short dry periods in following years. A spring application of fertilizer (a balanced blend) is recommended. Plant grapes in early spring, pruning back top growth to two or three buds at planting time. Prune roots to avoid wadding of roots in planting hole. Grapes should be planted one inch deeper than plants grew in the nursery, and spaced eight feet APART for maximum performance.

Variety	Zone	Season	Size	Classification	Exposure	Flavor	Spacing
Seedless Concord	5-8 	 September	 Medium	Seedless	Full Sun 	Concord Flavor	8-10 feet

Bradley Weeks  
Executive Manager

bradw@weeksberry.com

Weeks Berry Nursery, Inc.

[www.weeksberry.com](http://www.weeksberry.com)

6494 Windsor Island Road N  
Keizer, Oregon 97303  
503-393-8112

John Weeks  
President