





Cultural Tips For The Successful Grower
Nova
Spring Crop Red Raspberry

Nova: Nova was bred in Nova Scotia (1981). Very strong growing canes with medium to large fruit that is bright red and firm. Nova is, however, very dependable and productive, and tolerates the wide changes in spring weather. Yields are consistent. The canes of Nova seem to have the smallest spines. Nova is strong and vigorous, and suckers less than Prelude. Zone 3-8.



Planting Instructions: Nova can be planted in almost any sort of well-drained soil. Start by digging a large hole big enough to encompass all of the roots of the plant without bending or circling. Raspberries should be planted in the spring. They are usually spaced 2-3 feet in the row with 8-10 feet between the rows. Plant raspberries about one inch deeper than the plant grew in the nursery. The plant, as purchased from the nursery, may be cut back to a few inches as most of the growth will arise from the roots or from the base of the planted cane. Any white sprouts arising from the crown should be covered with soil to prevent burning by the sun.

Variety	Zone	Season	Size	Flavor	Classification	Exposure	Spacing
Nova	3-8 	 ↑ Late June-Mid July	 Large	Rich Sweet	Spring Crop	 Full Sun	2-3 Feet

Bradley Weeks
Executive Manager

bradw@weeksberry.com

Weeks Berry Nursery, Inc.
www.weeksberry.com
 6494 Windsor Island Road N
 Keizer, Oregon 97303
 503-393-8112

John Weeks
President