

Cultural Tips For The Successful Grower Northblue



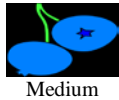

Northblue - Introduced from the University of Minnesota in 1973. Plump, sweet, and firm navy blue fruit. Very good quality fruit with a wild blueberry flavor that is superior to most highbush varieties. With refrigeration will store well. Plant will grow 20 - 30 inches tall. Large, dark green leaves will turn red in the fall. Can yield 3 - 7 pounds per bush if snow cover is adequate for winter protection. Ripens in mid July. Hardy to -35 degrees F. and in zones 3 - 7.



Planting Instructions: Halfhigh

Start with selecting a sunny location in well drained soil free of weeds and well worked. Locate in an area where irrigation water is available as best results will be obtained by keeping the root zone moist throughout the growing season. Where the soil is poor or marginally drained, raised beds 3-4 feet wide and 8-12" high work very well for blueberries. Blueberries can be planted as close as 2-1/2 feet apart to form solid hedgerows or spaced up to 3-4 feet apart and grown as individual specimens. If planted in rows, allow 8-10 feet between the rows depending on equipment used for mowing or cultivating.

Mulching - Blueberries do best with a 2-4" mulch over the roots to conserve moisture, prevent weeds and add organic matter. Bark mulch, sawdust, grass clippings, etc. all work well. Repeat every other year.

Variety	Zone	Season	Size	Classification	Exposure	Flavor	Spacing
Northblue	3-7 	 Mid July	 Medium	Halfhigh	Full Sun 	Wild, Sweet	3-4 Feet

Bradley Weeks
Executive Manager

bradw@weeksberry.com

Weeks Berry Nursery, Inc.

www.weeksberry.com

6494 Windsor Island Road N
Keizer, Oregon 97303
503-393-8112

John Weeks
President