





**Cultural Tips For The Successful Grower**  
**Niagara**

**Niagara:** Introduced in 1882. Also known as White Concord. White grape that has the same hardiness and productivity of Concord but ripens earlier. Large, tight, amber, slipskin grape. Sweet and juicy with a strong foxy flavor. Attractive, productive, and vigorous vine, excellent for arbors. Top eating variety. Also makes a distinctive white wine. Ripens in late September. Zones 5-7.



**Planting Instructions:** Grapes prefer a light soil with good drainage and moderate to high fertility. Soil should be kept moist the first year after planting, but the grapes will stand short dry periods in following years. A spring application of fertilizer (a balanced blend) is recommended. Plant grapes in early spring, pruning back top growth to two or three buds at planting time. Prune roots to avoid wadding of roots in planting hole. Grapes should be planted one inch deeper than plants grew in the nursery, and spaced eight feet APART for maximum performance.

| Variety | Zone   | Season  | Size   | Classification | Exposure  | Flavor | Spacing   |
|---------|--|---|--|----------------|---|--------|-----------|
| Niagara | 5-7<br> | <br>Late September | <br>Large | Seeded         | Full Sun<br> | Sweet  | 8-10 feet |

Bradley Weeks  
Executive Manager

bradw@weeksberry.com

Weeks Berry Nursery, Inc.  
[www.weeksberry.com](http://www.weeksberry.com)

6494 Windsor Island Road N  
Keizer, Oregon 97303  
503-393-8112

John Weeks  
President