

**Cultural Tips For The Successful Grower**  
**Misty**



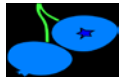

**Misty** - Early. Misty is one of the most attractive southern highbush varieties. The bright blue-green foliage provides a perfect contrast to the hot pink spring flowers and sky blue summer fruit. The berries are medium to large size and of excellent quality. In areas with a mild winter, Misty tends to be evergreen. Misty tends to have higher yields when planted with other blueberries. Misty only requires 150 chilling hours to set fruit, making Misty a great companion to Sunshine Blue. Zones 5-10.



**Planting Instructions: Highbush**

Start with selecting a sunny location in well drained soil free of weeds and well worked. Locate in an area where irrigation water is available as best results will be obtained by keeping the root zone moist throughout the growing season. Where the soil is poor or marginally drained, raised beds 3-4 feet wide and 8-12" high work very well for blueberries. Blueberries can be planted as close as 2-1/2 feet apart to form solid hedgerows or spaced up to 6 feet apart and grown as individual specimens. If planted in rows, allow 8-10 feet between the rows depending on equipment used for mowing or cultivating.

**Mulching** - Blueberries do best with a 2-4" mulch over the roots to conserve moisture, prevent weeds and add organic matter. Bark mulch, sawdust, grass clippings, etc. all work well. Repeat every other year.

Variety	Zone	Season	Size	Classification	Exposure	Flavor	Spacing
Misty	5-10 	 Mid May	 Medium-Large	Southern Highbush	Full Sun 	Spicy, Sweet Exceptional	6 Feet

**Bradley Weeks**  
Executive Manager

bradw@weeksberry.com

**Weeks Berry Nursery, Inc.**  
[www.weeksberry.com](http://www.weeksberry.com)  
6494 Windsor Island Road N  
Keizer, Oregon 97303  
503-393-8112

**John Weeks**  
President