





Cultural Tips For The Successful Grower
Meeker
Red Raspberry

Meeker: Developed at Washington State University. Large, thimble shaped, dark red fruit with high sugar content and good quality flavor. Good home garden variety for eating fresh, freezing, canning, and processing. Meeker is not particularly adapted to heavy soils but is a vigorous plant with long willowy growth. Very productive with long harvest season. Ripens midseason. Meeker has some resistance to Botrytis Rot. Zone 5-8



Planting Instructions: Meeker can be planted in almost any sort of well-drained soil. Start by digging a large hole big enough to encompass all of the roots of the plant without bending or circling. Raspberries should be planted in the spring. They are usually spaced 2-3 feet in the row with 8-10 feet between the rows. Plant raspberries about one inch deeper than the plant grew in the nursery. The plant, as purchased from the nursery, may be cut back to a few inches as most of the growth will arise from the roots or from the base of the planted cane. Any white sprouts arising from the crown should be covered with soil to prevent burning by the sun. Any white sprouts arising from the crown should be covered with soil to prevent burning by the sun.

Variety	Zone	Season	Size	Flavor	Classification	Exposure	Spacing
Meeker	5-8 	 Late June-Mid July	 Large	Rich Sweet	Spring Crop	 Full Sun	2-3 Feet

Bradley Weeks
Executive Manager

bradw@weeksberry.com

Weeks Berry Nursery, Inc.
www.weeksberry.com
 6494 Windsor Island Road N
 Keizer, Oregon 97303
 503-393-8112

John Weeks
President