

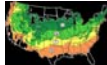



Cultural Tips For The Successful Grower

Loch Ness

Lockness: Thornless. Patented variety from the National Seed Development Organization in Scotland. Lockness should become one of the very best all time thornless blackberries for the home garden. Unlike many other types of blackberries, Lockness does not produce thorny canes from root system. Lockness is truly thornless. It is extremely productive. Lockness has similar genealogy to Black Satin, Hull, and Chester, but Lockness is a much better tasting berry and has real gourmet quality. Canada's top small fruit specialist has tested Lockness at British Columbia Abbotsford Fruit Testing Station and gives it the highest rating for a berry of this type. Zone 5-8



Planting Instructions: One year old tip plants should be planted in March or April. Two year old transplants may be planted earlier, one inch deeper than the plant grew in the nursery. Any white sprouts arising from the crown should be covered with soil to prevent burning by the sun. The older stems or tops on transplants may be cut back several inches. Blackberries should be spaced 4-6 feet in the row and 6-8 feet between rows, depending on equipment

Variety	Zone	Season	Size	Flavor	Classification	Exposure	Spacing
Loch Ness	5-8 	 ↑ Late June-July	 Large	Sweet	Trailing Thornless Blackberry	Full Sun 	4-6' in row

<p>Bradley Weeks Executive Manager</p> <p>bradw@weeksberry.com</p>	<p>Weeks Berry Nursery, Inc.</p> <p>www.weeksberry.com</p> <p>6494 Windsor Island Road N Keizer, Oregon 97303 503-393-8112</p>	<p>John Weeks President</p>
--	--	---------------------------------