

Cultural Tips For The Successful Grower Jewel



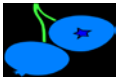

Jewel – Jewel has become one of the leading varieties in California due to its site adaptability, exceptional growth, record yields and large quality fruit. First harvest is usually a few days after Star and lasts around four weeks. It should be planted with other midseason varieties for best pollination. Jewel is recommended for commercial production in areas of low to medium chill where early, high quality fruit is desired. Fall Creek™ is licensed to sell Jewel throughout the United States and is the exclusive licensed nursery for the western states.



Planting Instructions: Highbush

Start with selecting a sunny location in well drained soil free of weeds and well worked. Locate in an area where irrigation water is available as best results will be obtained by keeping the root zone moist throughout the growing season. Where the soil is poor or marginally drained, raised beds 3-4 feet wide and 8-12" high work very well for blueberries. Blueberries can be planted as close as 2-1/2 feet apart to form solid hedgerows or spaced up to 6 feet apart and grown as individual specimens. If planted in rows, allow 8-10 feet between the rows depending on equipment used for mowing or cultivating.

Mulching - Blueberries do best with a 2-4" mulch over the roots to conserve moisture, prevent weeds and add organic matter. Bark mulch, sawdust, grass clippings, etc. all work well. Repeat every other year.

Variety	Zone	Season	Size	Classification	Exposure	Flavor	Spacing
Jewel	8-10 	 Early-Mid	 Very Large	Southern Highbush	Full Sun 	Tangy	6 Feet

Bradley Weeks
Executive Manager

bradw@weeksberry.com

Weeks Berry Nursery, Inc.
www.weeksberry.com
6494 Windsor Island Road N
Keizer, Oregon 97303
503-393-8112

John Weeks
President