






Cultural Tips For The Successful Grower Interlaken

Interlaken: Introduced from the Geneva Station in 1947. American; Seedless. Medium size tapering clusters with small to medium, seedless golden berries. Crisp, meaty, sweet flesh with a pleasant tangy flavor. Good for eating fresh and excellent for raisins. Vigorous vines are disease resistant. Ripens mid to late August. Medium hardy if not allowed to overcrop. Zone 5-8



Planting Instructions: Grapes prefer a light soil with good drainage and moderate to high fertility. Soil should be kept moist the first year after planting, but the grapes will stand short dry periods in following years. A spring application of fertilizer (a balanced blend) is recommended. Plant grapes in early spring, pruning back top growth to two or three buds at planting time. Prune roots to avoid wadding of roots in planting hole. Grapes should be planted one inch deeper than plants grew in the nursery, and spaced eight feet APART for maximum performance.

Variety	Zone	Season	Size	Classification	Exposure	Flavor	Spacing
Interlaken	5-8 	 August	 Small to Medium	Seedless	Full Sun 	Pleasant, Tangy	8-10 feet

Bradley Weeks
Executive Manager

bradw@weeksberry.com

Weeks Berry Nursery, Inc.
www.weeksberry.com
6494 Windsor Island Road N
Keizer, Oregon 97303
503-393-8112

John Weeks
President