






Cultural Tips For The Successful Grower

Golden Muscat

Golden Muscat: Introduced from the New York State Agricultural Experiment Station in 1927. American. Large, well filled clusters. The mature amber colored large berries have that California Muscat flavor and are quite juicy and sweet. Excellent quality for home and market. Vigorous and productive vines. Susceptible to Powdery Mildew. A dormant spray for mildew is beneficial. A southern exposure proves ideal for the Golden Muscat. Zone 5-8



Planting Instructions: Grapes prefer a light soil with good drainage and moderate to high fertility. Soil should be kept moist the first year after planting, but the grapes will stand short dry periods in following years. A spring application of fertilizer (a balanced blend) is recommended. Plant grapes in early spring, pruning back top growth to two or three buds at planting time. Prune roots to avoid wadding of roots in planting hole. Grapes should be planted one inch deeper than plants grew in the nursery, and spaced eight feet APART for maximum performance.

Variety	Zone	Season	Size	Classification	Exposure	Flavor	Spacing
Golden Muscat	5-8 		 Large	Seeded	Full Sun 	Sweet	8-10 feet

Bradley Weeks
Executive Manager

bradw@weeksberry.com

Weeks Berry Nursery, Inc.

www.weeksberry.com

6494 Windsor Island Road N

Keizer, Oregon 97303

503-393-8112

John Weeks
President