






**Cultural Tips For The Successful Grower**

**Flame**

**Flame:** European; Seedless. Loose clusters of crisp, sweet red seedless berries. Clusters are loose enough that Bunch Rot is not much of a problem. Very good flavor that is good for eating fresh or raisins. Vigorous and productive. Needs hot summers. Ripens from late July to early August. This is the red seedless grape you will find in most grocery stores. Zone 7-10



**Planting Instructions:** Grapes prefer a light soil with good drainage and moderate to high fertility. Soil should be kept moist the first year after planting, but the grapes will stand short dry periods in following years. A spring application of fertilizer (a balanced blend) is recommended. Plant grapes in early spring, pruning back top growth to two or three buds at planting time. Prune roots to avoid wadding of roots in planting hole. Grapes should be planted one inch deeper than plants grew in the nursery, and spaced eight feet APART for maximum performance.

Variety	Zone	Season	Size	Classification	Exposure	Flavor	Spacing
Flame	7-10 	 Late July to August	 Medium	Seedless	Full Sun 	Crisp, Sweet	8-10 feet

Bradley Weeks  
Executive Manager

bradw@weeksberry.com

Weeks Berry Nursery, Inc.  
[www.weeksberry.com](http://www.weeksberry.com)  
6494 Windsor Island Road N  
Keizer, Oregon 97303  
503-393-8112

John Weeks  
President