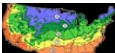





Cultural Tips For The Successful Grower
Eversweet

Eversweet – Long, conical berries that are very sweet and flavorful. Great for eating fresh, pies, and preserves. Eversweet is a day neutral everbearer that is heat tolerant with no loss of fruit quality. An ideal selection for the south and all across the nation. Eversweet will bear luscious berries from spring through fall.



Planting Instructions: - In the home garden strawberries make an excellent ground cover. No soil preparation is necessary if the flower bed is mulched with bark dust, saw dust, etc. Simply dig the plant in leaving the crown exposed at ground level. Never plant strawberries to a depth where the crown is buried. Avoid wadding the roots in the planting hole.

Variety	Zone	Season	Size	Classification	Exposure	Flavor	Spacing
Eversweet	5-8 	 ↑ June-September	 Large	Everbearing Strawberry	Full Sun 	Very Sweet	1 Foot Apart In Rows

Bradley Weeks
Executive Manager

bradw@weeksberry.com

Weeks Berry Nursery, Inc.
www.weeksberry.com
6494 Windsor Island Road N
Keizer, Oregon 97303
503-393-8112

John Weeks
President