

Cultural Tips For The Successful Grower Emerald



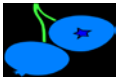

Emerald - yields from California are setting production records. This highly productive variety will leaf and grow well despite supporting incredible crops of the largest Southern Highbush berries. Intermittent fall flowering does not appear to reduce the spring crop, although the very early spring bloom can be vulnerable in areas of early spring frosts. The long harvest period requires multiple pickings but the mild-flavored fruit keeps its size well throughout harvest. We highly recommend Emerald for commercial plantings in all climates where it is suited. Fall Creek™ is licensed to sell Emerald throughout the United States and is the exclusive licensed nursery in the western states.



Planting Instructions: Highbush

Start with selecting a sunny location in well drained soil free of weeds and well worked. Locate in an area where irrigation water is available as best results will be obtained by keeping the root zone moist throughout the growing season. Where the soil is poor or marginally drained, raised beds 3-4 feet wide and 8-12" high work very well for blueberries. Blueberries can be planted as close as 2-1/2 feet apart to form solid hedgerows or spaced up to 6 feet apart and grown as individual specimens. If planted in rows, allow 8-10 feet between the rows depending on equipment used for mowing or cultivating.

Mulching - Blueberries do best with a 2-4" mulch over the roots to conserve moisture, prevent weeds and add organic matter. Bark mulch, sawdust, grass clippings, etc. all work well. Repeat every other year.

Variety	Zone	Season	Size	Classification	Exposure	Flavor	Spacing
Emerald	8-10 	 ↑ Midseason	 Very Large	Southern Highbush	Full Sun 	Mildly Sweet	6 Feet

Bradley Weeks
Executive Manager

bradw@weeksberry.com

Weeks Berry Nursery, Inc.
www.weeksberry.com
6494 Windsor Island Road N
Keizer, Oregon 97303
503-393-8112

John Weeks
President