

**Cultural Tips For The Successful Grower**  
**Earliblue**



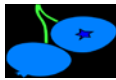

**Earliblue** - Introduced from the New Jersey Agricultural Experiment Station in 1952. Highbush; early season. First to ripen. Medium size, long, loose clusters of large, firm, light blue berries. Excellent sweet and mild flavor. Vigorous, erect bush with bright red wood will grow 5 to 6 feet tall at maturity. Machine harvests well. Avoid poorly drained soil. Zones 5-7.



**Planting Instructions: Highbush**

Start with selecting a sunny location in well drained soil free of weeds and well worked. Locate in an area where irrigation water is available as best results will be obtained by keeping the root zone moist throughout the growing season. Where the soil is poor or marginally drained, raised beds 3-4 feet wide and 8-12" high work very well for blueberries. Blueberries can be planted as close as 2-1/2 feet apart to form solid hedgerows or spaced up to 6 feet apart and grown as individual specimens. If planted in rows, allow 8-10 feet between the rows depending on equipment used for mowing or cultivating.

**Mulching** - Blueberries do best with a 2-4" mulch over the roots to conserve moisture, prevent weeds and add organic matter. Bark mulch, sawdust, grass clippings, etc. all work well. Repeat every other year.

Variety	Zone	Season	Size	Classification	Exposure	Flavor	Spacing
Earliblue	5-7 	 Early Season	 Medium to large	Northern Highbush	Full Sun 	Excellent, Mild, Sweet	6 Feet

Bradley Weeks  
Executive Manager

bradw@weeksberry.com

Weeks Berry Nursery, Inc.

[www.weeksberry.com](http://www.weeksberry.com)

6494 Windsor Island Road N

Keizer, Oregon 97303

503-393-8112

John Weeks  
President