





## Cultural Tips For The Successful Grower Catawba

**Catawba:** American. Clusters are medium to large and well formed. Fruit is medium sized, round, dull purplish red berry with a distinctive flavor. Flavor is both vinous and slightly foxy, aromatic. Catawba is a very good table grape and a very good keeper after picked. Excellent for jams and jellies. Catawba is widely used in New York and Ohio for wine and champagne. Vines are vigorous, productive, and hardy but are Mildew susceptible. Hardy to approximately -10 degrees F. Zone 5-8



**Planting Instructions:** Grapes prefer a light soil with good drainage and moderate to high fertility. Soil should be kept moist the first year after planting, but the grapes will stand short dry periods in following years. A spring application of fertilizer (a balanced blend) is recommended. Plant grapes in early spring, pruning back top growth to two or three buds at planting time. Prune roots to avoid wadding of roots in planting hole. Grapes should be planted one inch deeper than plants grew in the nursery, and spaced eight feet APART for maximum performance.

Variety	Zone	Season	Size	Classification	Exposure	Flavor	Spacing
Catawba	5-8 	 September	 Medium	Seeded	Full Sun 	Full, Sweet	8-10 feet

**Bradley Weeks**  
Executive Manager

bradw@weeksberry.com

**Weeks Berry Nursery, Inc.**  
[www.weeksberry.com](http://www.weeksberry.com)  
6494 Windsor Island Road N  
Keizer, Oregon 97303  
503-393-8112

**John Weeks**  
President