






Cultural Tips For The Successful Grower
Caroline
Everbearing Red Raspberry

Caroline Red Raspberry A red raspberry that keeps bearing! Considered one of the superior red raspberries, it's also everbearing from early June through fall. Lots and lots of large, firm raspberries. It's happy and health, vigorous canes and disease resistant (it's more tolerant of root rot and yellow rust). Hardy in zones 4-7



Planting Instructions: Caroline can be planted in almost any sort of well-drained soil. Start by digging a large hole big enough to encompass all of the roots of the plant without bending or circling. Raspberries should be planted in the spring. They are usually spaced 2-3 feet in the row with 8-10 feet between the rows. Plant raspberries about one inch deeper than the plant grew in the nursery. The plant, as purchased from the nursery, may be cut back to a few inches as most of the growth will arise from the roots or from the base of the planted cane. Any white sprouts arising from the crown should be covered with soil to prevent burning by the sun.

Variety	Zone	Season	Size	Flavor	Classification	Exposure	Spacing
Caroline	4-7 	 June-Frost 	 Large	Rich Sweet	Everbearing Raspberry	 Full Sun	2-3 Feet

Bradley Weeks
Executive Manager

bradw@weeksberry.com

Weeks Berry Nursery, Inc.
www.weeksberry.com
 6494 Windsor Island Road N
 Keizer, Oregon 97303
 503-393-8112

John Weeks
President