





Cultural Tips for the Successful Grower
Canby
Red Raspberry

Canby: Developed in Oregon and introduced in 1953. Thornless Red Raspberry. Large, good flavored, firm, juicy, bright red berry with fine quality. This delicious flavored berry is one of the best in the Northwest for freezing, canning, cooking, and fresh eating. The canes are vigorous and productive. Heavy bearer. Canby does show a high level of virus resistance and aphid immunity. Sensitive to Root Rot so good soil drainage is required. Not adapted to heavy soils. Grows best in areas with cooler summers. Excellent winter hardiness in zones 4-7.



Planting Instructions: Canby can be planted in almost any sort of well-drained soil. Start by digging a large hole big enough to encompass all of the roots of the plant without bending or circling. Raspberries should be planted in the spring. They are usually spaced 2-3 feet in the row with 8-10 feet between the rows. Plant raspberries about one inch deeper than the plant grew in the nursery. The plant, as purchased from the nursery, may be cut back to a few inches as most of the growth will arise from the roots or from the base of the planted cane. Any white sprouts arising from the crown should be covered with soil to prevent burning by the sun.

Variety	Zone	Season	Size	Flavor	Classification	Exposure	Spacing
Canby	4-7 	 Late June-Mid July	 Large	Good	Spring Crop	 Full Sun	2-3 Feet

Bradley Weeks
Executive Manager

bradw@weeksberry.com

Weeks Berry Nursery, Inc.

www.weeksberry.com

6494 Windsor Island Road N
Keizer, Oregon 97303

503-393-8112

John Weeks
President