
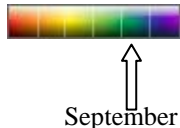




**Cultural Tips For The Successful Grower**  
**Alwood**

**Alwood:** Introduced from the Virginia Agricultural Experiment Station in 1967. American. Medium sized compact clusters of bluish black, sweet, tough skinned berries, Good sweet flavor, resembles Concord or Worden for quality. Mainly used as a table grape. Tolerant to Black Rot, Downy and Powdery Mildew. Zone 5-9



**Planting Instructions:** Grapes prefer a light soil with good drainage and moderate to high fertility. Soil should be kept moist the first year after planting, but the grapes will stand short dry periods in following years. A spring application of fertilizer (a balanced blend) is recommended. Plant grapes in early spring, pruning back top growth to two or three buds at planting time. Prune roots to avoid wadding of roots in planting hole. Grapes should be planted one inch deeper than plants grew in the nursery, and spaced eight feet APART for maximum performance.

Variety	Zone	Season	Size	Classification	Exposure	Flavor	Spacing
Alwood	5-9 	 September	 Medium	Seeded	Full Sun 	Good, Sweet	8-10 feet

Bradley Weeks  
Executive Manager

bradw@weeksberry.com

Weeks Berry Nursery, Inc.  
[www.weeksberry.com](http://www.weeksberry.com)  
6494 Windsor Island Road N  
Keizer, Oregon 97303  
503-393-8112

John Weeks  
President